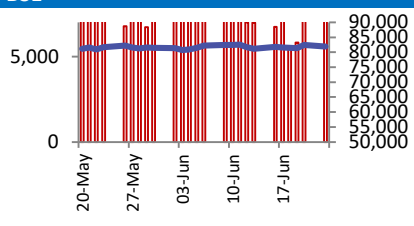
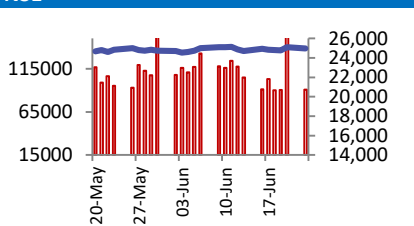


BSE		NSE																													
	<table border="1"> <tr><td>Open</td><td>81704</td></tr> <tr><td>High</td><td>82170</td></tr> <tr><td>Low</td><td>81477</td></tr> <tr><td>Close</td><td>81897</td></tr> <tr><td>Change</td><td>-511</td></tr> <tr><td>Volume (Lacs)</td><td>7640</td></tr> <tr><td>Turnover (Rs.inCr)</td><td>8228</td></tr> </table>	Open	81704	High	82170	Low	81477	Close	81897	Change	-511	Volume (Lacs)	7640	Turnover (Rs.inCr)	8228		<table border="1"> <tr><td>Open</td><td>24940</td></tr> <tr><td>High</td><td>25057</td></tr> <tr><td>Low</td><td>24825</td></tr> <tr><td>Close</td><td>24972</td></tr> <tr><td>Change</td><td>-141</td></tr> <tr><td>Volume(Lacs)</td><td>33803</td></tr> <tr><td>Turnover(Rs.in Cr)</td><td>90775</td></tr> </table>	Open	24940	High	25057	Low	24825	Close	24972	Change	-141	Volume(Lacs)	33803	Turnover(Rs.in Cr)	90775
Open	81704																														
High	82170																														
Low	81477																														
Close	81897																														
Change	-511																														
Volume (Lacs)	7640																														
Turnover (Rs.inCr)	8228																														
Open	24940																														
High	25057																														
Low	24825																														
Close	24972																														
Change	-141																														
Volume(Lacs)	33803																														
Turnover(Rs.in Cr)	90775																														

World Markets	Current	Previous	Pt. Chg	Var(%)
Dow	42582	42207	375	0.9%
Dow Futures	43083	42901	182	0.4%
Nasdaq	19631	19447	184	0.9%
FTSE	8758	8775	(17)	-0.2%
Nikkei	38769	38354	415	1.1%
Hang Seng	24139	23689	450	1.9%
Gift Nifty	25256	24978	278	1.1%
Straits Singapore	3894	3879	15	0.4%
South Korea	3093	3014	79	2.6%
Taiwan	22090	21732	358	1.6%
Shanghai	3411	3382	29	0.9%

Commodity Prices	Current	Previous	Pt. Chg	Var(%)
Copper (\$/MT)	9668	9634	34	0.4%
Alumin (\$/MT)	2589	2550	39	1.5%
Zinc (\$/MT)	2687	2631	57	2.1%
Brent Crude (\$/bbl)	70	71	(1)	-1.8%
Gold (\$/Ounce)	3353	3368	(16)	-0.5%
Silver (\$/Ounce)	36	36	0	0.1%
Light Crude (\$/bbl)	67	69	(1)	-2.0%
N G (\$/mmbtu)	4	4	(0)	-0.9%
Sugar (\$/MT)	468	475	(8)	-1.6%
Rubber (Rs./kg)	200	200	0	0.0%
Baltic Dry Index	1674	1689	(15)	-0.9%

Currency Exchange Rate	Current	Previous	Var(%)
Rs./\$ rate	86.75	86.59	0.19%
Rs./ Euro	99.54	99.81	-0.27%
Rs./Chinese Yuan	12.09	12.08	0.02%
Yen /\$ rate	145.47	146.15	-0.47%
\$ US/Euro	1.16	1.16	0.20%

Dollar Index	Current	Previous	Var(%)
Dollar Index	98.17	98.42	-0.25%

Support/ Resistance Levels for Today		
	Nifty	Bank Nifty Fut
Support 1	24900	55840
Support 2	24800	55570
Resistance	25240	56340

Securities in Ban For Trade	
BIOCON	RBLBANK

Market Review

US: US stocks climbed and crude oil prices plunged as investors took comfort in Iran's relatively measured retaliation to American airstrikes over the weekend.

Asia: Asian markets were trading higher on Tuesday after US President Trump announced that Iran and Israel have agreed to a ceasefire.

India: Market ended lower on Monday despite recovering from the sharp intraday lows that were triggered by the escalating geopolitical tensions. **Market is expected to open on a gap up note and likely to witness positive move during the day.**

Global Economy: U.S. President Trump on Truth Social said that Israel and Iran have agreed to a "Complete and Total CEASEFIRE" following what he referred to as "THE 12 DAY WAR." According to Trump's post, the ceasefire will begin approximately six hours after his announcement, when both nations have "wound down and completed their in progress, final missions." Trump stated that upon the 24th hour, there will be an "Official END" to the conflict. During each ceasefire period, Trump noted that "the other side will remain PEACEFUL and RESPECTFUL."

U.S. existing home sales unexpectedly increased in May, but the trend remained weak amid high mortgage rates. Home sales climbed 0.8% last month to a seasonally adjusted annual rate of 4.03 mn units, the National Association of Realtors said. Economists polled by Reuters had forecast home resales falling to a rate of 3.95 mn units.

Commodities: Oil prices tumbled on Tuesday to their lowest level in more than a week as U.S. President Donald Trump said a ceasefire has been agreed between Iran and Israel, relieving worries of supply disruption in the area.

Gold hit a near two-week low on Tuesday after U.S. President Donald Trump announced that Iran and Israel had agreed to a ceasefire to end their 12-day conflict, reducing safe-haven demand for the metal.

Currency: The dollar fell on Tuesday while the Australian and New Zealand dollars rose after Donald Trump announced a ceasefire between Israel and Iran, in news that sent investors cheering and sparked a risk rally across markets.

FII Derivative Transactions (Rs. Cr)

Contracts	Purchase		Sell		Net	Open Interest (OI)		OI (Previous day)		Change	
	Contract	Value	Contract	Value	Value	Contract	Value	Contract	Value	Contract	Value
Index Future	34459	6224	40798	7398	(1174)	188035	34353	183836	33519	4199	834
Index Option	6521688	1192192	6448977	1178546	13646	2243689	409796	2190838	401401	52851	8395
Stock Future	2233897	146677	2218769	146989	(312)	5896592	394298	6020308	392894	(123716)	1404
Stock Option	1618396	111337	1539808	106318	5019	1802711	117450	1782849	115895	19862	1555
Total	10408440	1456430	10248352	1439251	17179	10131027	955897	10177831	943709	(46804)	12188

FII All Activity-BBG (Rs Cr)	Buy	Sell	Net
16-Jun-25	10315	12962	(2647)
17-Jun-25	14984	12196	2788
18-Jun-25	11210	11808	(598)
19-Jun-25	13557	11517	2040
20-Jun-25	55363	45891	9472
Month to date- June	263133	252850	10283
FII (Prov.) (Rs Cr)	Buy	Sell	Net
17-Jun-25	13392	11776	1616
18-Jun-25	12065	11120	945
19-Jun-25	11966	10957	1008
20-Jun-25	52121	44417	7704
23-Jun-25	8393	10371	(1977)
Month to date-June	256875	254648	2227
DII (Prov.) (Rs. Cr)	Buy	Sell	Net
17-Jun-25	18733	10936	7797
18-Jun-25	11093	10140	953
19-Jun-25	10710	10345	366
20-Jun-25	22652	26310	(3658)
23-Jun-25	10951	7723	3229
Month to date-June	245335	187026	58309
FII Debt - BBG (Rs. Cr)	Buy	Sell	Net
16-Jun-25	4629	4516	114
17-Jun-25	1979	3152	(1173)
18-Jun-25	1411	2463	(1052)
19-Jun-25	2530	494	2036
20-Jun-25	5459	4307	1152
Month to date- June	38269	49202	(10933)

Market Breadth	BSE		NSE	
	No.	%	No.	%
Advance	1788	42%	1328	45%
Decline	2273	54%	1561	53%
Unchanged	179	4%	76	3%

Market Turnover	23-Jun	20-Jun	Var (%)
BSE Cash	8228	7366	12%
NSE Cash	90775	159097	-43%
NSE Futures	359309	179324	100%
NSE Options	13876995	12338598	12%
Total (Rs.Cr)	14335307	12684386	13%

Volatility Index	23-Jun	20-Jun
Volatility Index	14.05	13.67

Index PE - TTM	23-Jun	Yr. High	Yr. Low
Sensex	23.5	25.2	20.3
Nifty	22.4	24.4	19.6

Corporate News

Clarks inks long-term distribution agreement with Metro Brands

Clarks, the iconic British footwear brand known for its legacy of craftsmanship and comfort, has announced a strategic partnership with Metro Brands Ltd. Under the terms of a long-term distribution agreement, Metro Brands is appointed as Clarks exclusive Retail and Digital Partner for India & neighboring countries including Bangladesh, Bhutan, Nepal, Maldives and Sri Lanka. (BS)

KPIT Technologies Expects Caresoft Acquisition Closure by Quarter End

KPIT Tech in its mid-quarter update cited that the overall business environment continues to be uncertain amidst geo political crisis and tariff scenario. For the Co, while the pipeline remains strong, conversions and ramp ups of the projects are much slower than expected. Care soft acquisition (rev's of \$ 51mn) which was done in May'25 would be consolidated from Q2FY26 onwards. (NDTV)

Hindustan Construction MD Jaspreet Bhullar resigns with immediate effect

Jaspreet Bhullar resigned as Managing Director and CEO of Hindustan Construction Company with immediate effect. He was appointed in 2023. (ET)

Economy

PE, VC investments fall sharply to \$2.4 billion in May

Private equity and venture capital funding in India experienced a significant drop in May 2025, falling to USD 2.4 billion, a 68% decrease compared to May 2024. Despite this downturn, startup investments saw a 21% increase, reaching 1.1 \$ bn. Financial services led sectoral investments with 758 \$ bn across 21 deals. (ET)

Indian-flagged vessels safe for now, all eyes on war escalation

India is watching the US-Iran-Israel conflict closely. Officials are concerned about potential maritime disruptions. Indian ships and seafarers are advised to be cautious in the Strait of Hormuz. There is no immediate threat to Indian vessels. Electronic interference is affecting navigation in the Central Arabian Gulf. (ET)

International

Nvidia CEO Huang begins selling shares under \$800 mln plan

Nvidia CEO Jensen Huang began selling some of his holdings in the artificial intelligence giant as part of a \$865 mn disposal plan. Huang sold 100,000 shares in Nvidia for gross proceeds of nearly \$14.5 mn in two separate tranches. (Invst)

Top 5 Nifty Gainers	23-Jun	20-Jun	Var(%)
TRENT	6120	5898	3.8%
BEL	421	408	3.1%
HINDALCO	661	649	1.9%
BAIFINANCE	916	905	1.2%
ADANIENT	2472	2448	1.0%
Top 5 Nifty Losers	23-Jun	20-Jun	Var(%)
INFY	1584	1623	-2.4%
LT	3584	3662	-2.1%
HCLTECH	1703	1740	-2.1%
HEROMOTOCO	4253	4339	-2.0%
M&M	3135	3184	-1.6%

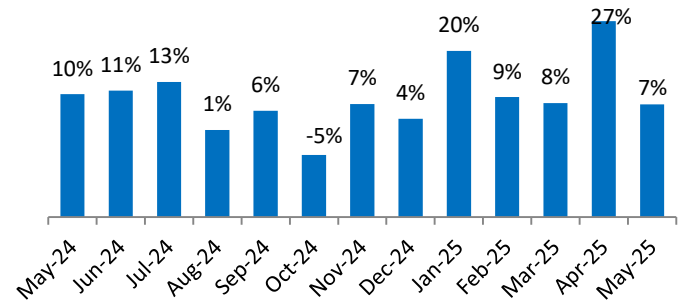
BSE Index Watch	Last	1 day	1 wk	1 mth	1 yr
SENSEX	81897	-0.6%	0.1%	0.2%	5.9%
MIDCAP	45572	0.2%	-1.2%	1.6%	-1.2%
SMLCAP	52679	0.6%	-1.7%	2.2%	1.2%
AUTO	52467	-0.9%	0.2%	-0.5%	-8.7%
BANKEKX	63174	-0.4%	0.2%	0.3%	7.6%
Capital Goods	70903	0.9%	0.8%	2.4%	-2.2%
FMCG	19898	-0.6%	-1.3%	-3.7%	-2.7%
Health Care	43038	-0.1%	-2.6%	1.2%	17.2%
IT	37614	-1.5%	-2.1%	1.8%	4.0%
METAL	30616	0.7%	-1.3%	-1.6%	-8.4%
Oil & Gas	27134	0.3%	-1.3%	-0.3%	-5.6%
Power	6701	-0.2%	-0.9%	-1.6%	-15.3%
Realty	7857	-0.2%	-0.7%	8.3%	-11.4%

Margin Trading Disclosure (Rs. In Cr)	Last	1 day	1 wk	1 mth	3 mth
Op. Scripwise Outstanding	84371	-0.2%	0.1%	13.4%	23.6%
Fresh Exposure	5131	-8.9%	-9.8%	-11.9%	-10.4%
Exposure liquidated	6327	9.1%	4.4%	11.3%	4.2%
Closing Net scripwise outstanding	83175	-1.4%	-0.9%	11.6%	22.5%

NSE USD Futures	19-Jun	18-Jun	Var (%)
May Expiry (Rs./\$)	86.07	86.07	0.0%
June Expiry (Rs./\$)	86.09	86.09	0.0%
Total Turnover (Rs. Cr)	2001	1740	15%

Sectors	TTM PE
Auto	31.56
Auto Ancillary	41.95
Banking	14.31
Engineering	47.07
Cement	71.71
Diamonds & Jewellery	42.79
Housing Finance	24.27
Infrastructure & Const	29.85
Metals-Aluminium	29.87
Metal – Steel	17.89
Oil Expl.	7.04
Pharma	10.46
Power – Gen. Supp.	40.18
Information Tech.	27.03
Sugar	18.22
Telecom Serv. Prov.	39.68
Tyres	30.55

Eicher Motors (VECV): Monthly Sales Volume Growth (YoY)
(Source: Company data)



10 year G-Sec Yield	Current	Previous	Change
US	4.34%	4.35%	(0) bps
Japan	1.43%	1.42%	1 bps
India	6.31%	6.31%	(0) bps
UK	4.49%	4.54%	(4) bps
Libor 3 Mths	4.85%	4.85%	(0) bps

Indian Eco Data	Current	Previous	Var(%)
Forex Reserve (US\$ in bn)	602	699	-13.9%
Inflation - WPI	0.39%	0.85%	(46) bps
Inflation - CPI	2.82%	3.16%	(34) bps

India GDP Growth	Q3FY25	Q2FY25	Var(%)
Growth	7.38%	6.40%	98 bps

Monetary Policy	Current	Previous	Change
Repo Rate	5.50%	6.00%	(50) bps
Reverse Repo Rate	3.35%	3.35%	0 bps
CRR	4.00%	4.00%	0 bps
O/S Banking System Liquidity (Rs bn)	2381	2379	1.6

IIP Growth %	Mar-25	Mar-24	Apr-Feb
IIP	2.7	5.2	3.5
Capital Goods	2.4	7.0	6.2
Mining	0.4	1.3	2.2
Manufacturing	3.0	5.9	4.2
Electricity	6.3	8.6	3.8

ADR Price Movement

Company	Price (US\$)	Volume	Previous Day Price	Volume	Variance (%)	No. of Share Per ADR	ADR Price (Rs.)	BSE Price	Variance (%)
Infosys Tech	18.10	15272755	17.68	37327068	2.38%	1	1570.22	1584.00	-0.9%
Wipro	3.02	3250347	2.97	7483843	1.68%	1	261.99	263.24	-0.5%
Dr.Reddy's	15.31	1858616	15.23	1503411	0.53%	1	1328.18	1317.90	0.8%
ICICI Bank	32.73	4013210	32.62	4423805	0.34%	2	1419.70	1420.10	0.0%
HDFC Bank	74.98	1430371	74.62	2436463	0.48%	3	2168.23	1948.40	11.3%

GDR's (US\$)

	Prices	Prev. Close	Change	Var %
L&T	41.35	42.25	(0.9)	-2.1%
RIL	66.70	67.20	(0.5)	-0.7%
SBI	90.80	91.90	(1.1)	-1.2%

US Economy Data	Current	Previous
Inflation (%) (YoY)	2.40%	2.30%
Unemployment (%)	4.20%	4.20%

Interest Rate (%)	Current	Previous
Fed Rate	4.50%	4.50%

US GDP	Q2CY25	Q1CY25
Growth (QoQ Annualized)	-0.20%	2.40%

China Economy Data	Current	Previous
GDP	5.40%	5.40%
Inflation – CPI (%)	-0.10%	-0.10%

Economic Calendar	Date
Indian GDP Data	29 Aug
Indian Inflation Data CPI	14 July
Indian Inflation Data WPI	14 July
Indian Monetary Policy	06 Aug
India's Industrial Production (IIP)	29 Jun
US Inflation Data	15 July
US GDP	26 Jun
US Unemployment Data	03 July
US Fed Rate	03 July
China GDP	15 July
China Inflation Data	09 July

Event Update

Name	Date	Purpose
Alkyl Amines Chemicals Ltd.	24/06/25	Rs.10.00 per share(500%)Final Dividend
Laddu Gopal Online Services Ltd.	24/06/25	Stock Split from Rs.10/- to Rs.2/-
Polycab India Ltd.	24/06/25	Rs.35.00 per share(350%)Final Dividend
Vedanta Ltd.	24/06/25	Rs.7.00 per share(700%)First Interim Dividend
Aegis Logistics Ltd.	25/06/25	Interim Dividend
Automobile Corporation of Goa Ltd.	25/06/25	Rs.20.00 per share(200%)Final Dividend
Elitecon International Ltd.	25/06/25	Stock Split from Rs.10/- to Re.1/-
Quest Capital Markets Ltd.	25/06/25	Rs.2.50 per share(25%)Final Dividend
Prime Securities Ltd.	26/06/25	Rs.1.50 per share(30%)Final Dividend
Allied Blenders And Distillers Ltd.	27/06/25	Rs.3.60 per share(180%)Final Dividend
Alufluoride Ltd.	27/06/25	Rs.3.00 per share(30%)Final Dividend
Bajaj Finserv Ltd.	27/06/25	Rs.1.00 per share(100%)Final Dividend
Bajaj Holdings & Investment Ltd.	27/06/25	Rs.28.00 per share(280%)Final Dividend
Bharat Bhushan Finance & Commodity Brokers Ltd.	27/06/25	Rs.0.60 per share(6%)Final Dividend
Care Ratings Ltd.	27/06/25	Rs.11.00 per share(110%)Final Dividend
Cipla Ltd.	27/06/25	Rs.3.00 per share(150%)Special Dividend
HDFC Bank Ltd.	27/06/25	Rs.22.00 per share(2200%)Dividend
Jayant Agro-Organics Ltd.	27/06/25	Rs.2.50 per share(50%)Dividend
Maharashtra Scooters Ltd.	27/06/25	Rs.30.00 per share(300%)Final Dividend
Padam Cotton Yarns Ltd.	27/06/25	Stock Split from Rs.10/- to Re.1/-
RPG Life Sciences Ltd.	27/06/25	Rs.4.00 per share(50%)Special Dividend
Sky Industries Ltd.	27/06/25	Rs.1.00 per share(10%)Final Dividend
Swaraj Engines Ltd.	27/06/25	Rs.104.50 per share(1045%)Final Dividend
Syngene International Ltd.	27/06/25	Rs.1.25 per share(12.5%)Final Dividend
Visaka Industries Ltd.	27/06/25	Rs.0.50 per share(25%)Final Dividend
Welspun Living Ltd.	27/06/25	Rs.1.70 per share(170%)Final Dividend

Bulk Deal As On 23/06/25

BSE					
Security Code	Security Name	Client Name	Deal	Quantity	Price
544412	3BFILMS	BHARATKUMAR MADHUBHAI PATEL	B	330000	29.07
544412	3BFILMS	SOMANI VENTURES AND INNOVATIONS LIMITED	S	237000	29.63
543972	AEROFLEX	IRAGE BROKING SERVICES LLP	S	854743	208.14
543972	AEROFLEX	IRAGE BROKING SERVICES LLP	B	476167	206.72
538351	AFEL	SEIFER RICHARD MASCARENHAS	S	197320	3.57
544417	ATENPAPERS	ASHOKBHAI MADHUBHAI KORAT	B	102000	90
512149	AVANCE	ALIA COMMOSALES LLP	B	32000000	0.75
512149	AVANCE	MOONLIGHT MULTITRADE LLP	S	13600783	0.75
512149	AVANCE	VAISHALI COMMOSALES LLP	S	10000000	0.75
532230	BENGALT	MINSOL LIMITED	S	75000	136.01
532230	BENGALT	SHUBHA KANORIA	B	75000	136
511505	CAPTRUST	YOGEN KHOSLA	S	94898	81.08
539405	DITCO	CHINTAN PAREKH	S	18975	11
539405	DITCO	ICON FOOD PARK LIMITED	B	17475	11
541299	DLCL	SHAIENDRA KUMAR GUPTA	S	60000	17.93
541299	DLCL	VIVEKRAJU	B	48000	17.93
512441	ENBETRD	HARPREET SINGH GREWAL	S	4199600	1.01
512441	ENBETRD	HARPREET SINGH GREWAL	B	3999600	0.94
512441	ENBETRD	HITESH SINGH	B	13025445	1.01
512441	ENBETRD	JESINGBHAI JIVABHAI CHAUDHARI	S	12086774	0.95
543444	FABINO	AKSHAY KOTHARI	B	21000	37.19
512443	GANONPRO	KANTA JAIN	B	92000	14
512443	GANONPRO	NAND KISHORE JAIN	B	82000	14
512443	GANONPRO	SANGEETA MEENA	S	62500	14
512443	GANONPRO	SURESH KUMAR JAIN	S	59825	14
539216	GARMNTMNTR	PRADIP PRABHAKAR SUTARE	S	1197944	1.71
539216	GARMNTMNTR	SUCCEDERE COMMERCIAL LLP	B	1100681	1.71
544156	GCONNECT	DISHABEN MAYURKUMAR MORI	S	40500	20.48
544156	GCONNECT	JIGAR VINODBHAI SHETH	S	40500	20.26
539175	INDRAIND	MILANSANCHANIYA	B	49405	13.75
543286	JETMALL	NITESH RATANCHANDLODHA	S	102000	12.4
543286	JETMALL	RAJENDRA S KANOONGO	S	36000	12.4
543286	JETMALL	RAMAN AGGARWAL	B	126000	12.4
531127	MENAMANI	MINTEXRX INC	B	520000	6.55
531127	MENAMANI	TANYA ESTATES PRIVATE LIMITED .	S	524442	6.55
543207	NATURAL	DHRUVKUMAR ASHWINKUMAR SHAH	B	179111	14.1
544260	NORTHARC	IRAGE BROKING SERVICES LLP	S	2896198	199.62
544260	NORTHARC	IRAGE BROKING SERVICES LLP	B	523167	200.06
531512	ORIENTTR	SUNAYANA INVESTMENT COMPANY LIMITED	S	61558	23.35
531512	ORIENTTR	SUNAYANA INVESTMENT COMPANY LIMITED	B	57150	23.83
543732	RADIANTCMS	ASCENT INDIA FUND III	S	1760000	60.76
543732	RADIANTCMS	TRISHAKTI POWER HOLDINGS PRIVATE LIMITED	B	1166000	60.75
530951	RAMINFO	ASHOK KUMAR MADRECHA	S	91029	112.95
539561	REMLIFE	D P VORA SECURITIES PRIVATE LIMITED	B	5000000	0.87
539561	REMLIFE	DEVI TRADERS LLP	S	4494381	0.91
539561	REMLIFE	ISHAAN TRADEFIN LLP	S	7700000	0.89
539561	REMLIFE	ISHAAN TRADEFIN LLP	B	3833366	0.87
539561	REMLIFE	MANSI SHARE AND STOCK BROKING PRIVATE LIMITED	S	9499627	0.94
538119	RNBENIMS	AFFLUENCE GEMS PRIVATE LIMITED	B	1200000	88

544306	SAILIFE	ADITYA BIRLA SUN LIFE MUTUAL FUND	B	1385042	722
544306	SAILIFE	INVESCO MUTUAL FUND	B	1350416	722
544306	SAILIFE	MAX LIFE INSURANCE COMPANY LIMITED	B	1385042	722
544306	SAILIFE	NIPPON INDIA MUTUAL FUND	B	1520775	722
544306	SAILIFE	NIPPON INDIA MUTUAL FUND	B	2493075	722
544306	SAILIFE	NORGES BANK ON ACCOUNT OF THE GOVERNMENT PENSION FUND GLOBAL	B	1146814	722
544306	SAILIFE	TPG ASIA VII SF PTE LTD	S	10420720	722
544306	SAILIFE	TPG ASIA VII SF PTE LTD	S	10420719	722
539519	SATTVASUKU	KRISHNA KUMAR GOYAL	B	1453396	1.16
531797	SCANPRO	KRISHNA RANI	B	20000	74.73
531797	SCANPRO	NIRMAL GUPTA	S	46597	74.73
531797	SCANPRO	PAWAN KUMAR GARG	B	25000	74.73
538875	SELLWIN	DHANJIT REAL TRADE LLP	S	35	5.41
538875	SELLWIN	DHANJIT REAL TRADE LLP	B	2000035	5.35
539199	SGFIN	BANDHAN MUTUAL FUND	B	886018	405
539199	SGFIN	SAHIL GUPTA	S	1250000	405.08
532217	SIELFNS	KRISHKAN INVESTMENTS PRIVATE LIMITED	S	192458	7.27
539584	SIPTL	DEVARAJBACKIARAJ	B	3400000	0.43
539584	SIPTL	GOKALBHAI GHEMARBHAI CHAUDHRI	S	30477984	0.43
539584	SIPTL	SYEDTABREZHUSSAIN	S	5500000	0.43
512589	SITAENT	LEADING LEASING FINANCE & INVESTMENT COMPANY LTD	B	16392	151.43
543924	SONALIS	KALPESH ARVINDBHAI TRIVEDI	S	26000	78.27
543924	SONALIS	MANISHABEN BIPINCHANDRA PANCHAL	S	24000	77.05
519367	TRANSFD	PACE STOCK BROKING SERVICES PVT LTD	B	871	226.4
519367	TRANSFD	THOOMPAYILSUDHAKARANSAJU	S	810	226.4
541338	UHZAVERI	DEEPIKA HARISH JAIN	B	51705	15.37
541338	UHZAVERI	REEMA SAROYA	B	52634	15.51
539798	UMIYA	B K CHAVDA (HUF)	S	188831	18.58
539798	UMIYA	RAJESHKUMAR AMRUTLAL AKHANI	B	169325	18.58
508494	WARRENTEA	PRESSMAN PROPERTIES PRIVATE LIMITED	B	910000	53
508494	WARRENTEA	VINAY KUMAR GOENKA	S	920010	53
524661	WELCURE	ANKUSH RAJKUMAR DABHANE	S	1430194	15.14
531337	WINPRO	GAURAV CHANDRAKANT SHAH	S	805859	3.03

NSE

Security Code	Security Name	Client Name	Deal	Quantity	Price
AKIKO	Akiko Global Services L	VINOD KUMAR	SELL	57600	79.84
ANZEN	Anzen Ind Ene Yld Plu Tru	EDELWEISS INFRASTRUCTURE YIELD PLUS	SELL	1850000	112.56
BOHRAIND	Bohra Industries Limited	ROHIT HIMATSINGKA	SELL	75645	28.25
HILTON	Hilton Metal Forging Limi	YUVRAJ HIRALAL MALHOTRA	SELL	1401267	73.4
KOPRAN	Kopran Ltd.	VIRAJ RUSSELL MEHTA	SELL	400000	179.6
MAGSON	Magson Retail And Dist L	KHODEEAR ENTERPRISE LLP LLP	BUY	55000	140
MAGSON	Magson Retail And Dist L	MAHESHKUMAR NATHUSING LODHA	SELL	54000	140
MUNJALSHOW	Munjral Show a Ltd	ESVEE CAPITAL	SELL	300000	118.4
OLIL	Oneclick Logistics Ind L	BHASKAR NARMADASHANKAR OZA	SELL	24000	188
OLIL	Oneclick Logistics Ind L	SWETA KHARKIA	BUY	25200	188.05
PATILAUTOM	Patil Automation Limited	COGNIZANT CAPITAL DYNAMIC OPPORTUNITIES FUND	BUY	200400	155
PATILAUTOM	Patil Automation Limited	DEVI TRADERS LLP	BUY	118800	160.56
PATILAUTOM	Patil Automafion Limited	ISHAAN TRADEFIN LLP	BUY	109200	160.63
PATILAUTOM	Patil Automation Limited	JINENDRA KUMAR JAIN	BUY	144000	155
PATILAUTOM	Patil Automation Limited	LAROIA MONA	BUY	122400	161.48
PATILAUTOM	Patil Automation Limited	SURESH ZUNZUNWALA	BUY	210000	155
SMVD	SMVD Poly Pack Limited	PRATIBHUTI COMMERCIAL PRIVATE LIMITED	BUY	64640	16.81
SMVD	SMVD Poly Pack Limited	RAJANNA NAVANEETH	SELL	64640	16.9
VINEETLAB	Vineet Laboratories Ltd	MYTHILI ALLURI	SELL	50000	29.5
VINEETLAB	Vineet Laboratories Ltd	SEETARAMANJANEYULU N	BUY	48910	29.5
VINEETLAB	Vineet Laboratories Ltd	SUREKHA NAGA LAKSHMI PENDELA	BUY	84700	29.5
VINEETLAB	Vineet Laboratories Ltd	VENKATA RAMA GADDAM	SELL	50000	29.5
VOLERCAR	Voler Car Limited	JUGGERNAUT CORPORATE ADVISORS LLP	BUY	67200	88.33

Disclosure:

Research Reports that are published by Nirmal Bang Securities Private Limited (hereinafter referred to as "NBSPL") are for private circulation only. NBSPL is a registered Research Analyst under SEBI (Research Analyst) Regulations, 2014 having Registration no. INH000001766. NBSPL is also a registered Stock Broker with National Stock Exchange of India Limited, BSE Limited, Metropolitan Stock Exchange of India Limited, Multi Commodity Exchange of India Limited and , National Commodity and Derivative Exchange Limited in Capital Market , Equity and Commodities derivatives segments and Currency Derivatives Segment .

NBSPL has other business divisions with independent research teams separated by Chinese walls, and therefore may, at times, have different or contrary views on stocks and markets.

NBSPL or its associates have not been debarred / suspended by SEBI or any other regulatory authority for accessing / dealing in securities Market since last 20 years. NBSPL, its associates or analyst or his relatives do not hold any financial interest (Except Investment) in the subject company. NBSPL or its associates or Analyst do not have any conflict or material conflict of interest at the time of publication of the research report with the subject company. NBSPL or its associates or Analyst or his relatives may or may not hold beneficial ownership of 1% or more in the subject company at the end of the month immediately preceding the date of publication of this research report.

NBSPL or its associates / analyst has not received any compensation / managed or co-managed public offering of securities of the company covered by Analyst during the past twelve months. NBSPL or its associates have not received any compensation or other benefits from the company covered by Analyst or third party in connection with the research report. Analyst has not served as an officer, director or employee of Subject Company. NBSPL / analyst has not been engaged in market making activity of the subject company.

Analyst Certification: The research analysts and authors of these reports, hereby certify that the views expressed in this research report accurately reflects my/our personal views about the subject securities, issuers, products, sectors or industries. It is also certified that no part of the compensation of the analyst(s) was, is, or will be directly or indirectly related to the inclusion of specific recommendations or views in this research. The analyst(s) principally responsible for the preparation of this research report and has taken reasonable care to achieve and maintain independence and objectivity in making any recommendations.

Disclaimer:

The Research Report is for the personal information of the authorized recipient and does not construe to be any investment, legal or taxation advice. NBSPL is not soliciting any action based upon it. Nothing in the research report shall be construed as a solicitation to buy or sell any security or product, or to engage in or refrain from engaging in any such transaction. In preparing the research report, we did not take into account the investment objectives, financial situation and particular needs of the reader.

The research report has been prepared for the general use of the clients of NBSPL and must not be copied, either in whole or in part, or distributed or redistributed to any other person in any form. If you are not the intended recipient you must not use or disclose the information in the research report in any way. Though disseminated to all the customers simultaneously, not all customers may receive the research report at the same time. NBSPL will not treat recipients as customers by virtue of their receiving the research report. The research report is not directed or intended for distribution to or use by any person or entity resident in a state, country or any jurisdiction, where such distribution, publication, availability or use would be contrary to law, regulation or which would subject NBSPL & its group companies to registration or licensing requirements within such jurisdictions.

The report is based on the information obtained from sources believed to be reliable, but we do not make any representation or warranty that it is accurate, complete or up-to-date and it should not be relied upon as such. We accept no obligation to correct or update the information or opinions in it. NBSPL or any of its affiliates or employees shall not be in any way responsible for any loss or damage that may arise to any person from any inadvertent error in the information contained in the research report. NBSPL or any of its affiliates or employees do not provide, at any time, any express or implied warranty of any kind, regarding any matter pertaining to this report, including without limitation the implied warranties of merchantability, fitness for a particular purpose, and non-infringement. The recipients of the research report should rely on their own investigations.

This information is subject to change without any prior notice. NBSPL reserves its absolute discretion and right to make or refrain from making modifications and alterations to this statement from time to time. Nevertheless, NBSPL is committed to providing independent and transparent recommendations to its clients, and would be happy to provide information in response to specific client queries.

Before making an investment decision on the basis of research report, the reader needs to consider, with or without the assistance of an adviser, whether the advice is appropriate in light of their particular investment needs, objectives and financial circumstances. There are risks involved in securities trading. The price of securities can and does fluctuate, and an individual security may even become valueless. International investors are reminded of the additional risks inherent in international investments, such as currency fluctuations and international stock market or economic conditions, which may adversely affect the value of the investment. Opinions expressed are subject to change without any notice. Neither the company nor the director or the employees of NBSPL accept any liability whatsoever for any direct, indirect, consequential or other loss arising from any use of the research report and/or further communication in relation to the research report. Here it may be noted that neither NBSPL, nor its directors, employees, agents or representatives shall be liable for any damages whether direct or indirect, incidental, special or consequential including lost revenue or lost profit that may arise from or in connection with the use of the information contained in the research report.

Copyright of this document vests exclusively with NBSPL.

Our reports are also available on our website

Registration granted by SEBI and certification from NISM in no way guarantee performance of NBSPL or provide any assurance of returns to investors.

Nirmal Bang Research (Division of Nirmal Bang Securities Pvt. Ltd.)

B-2, 301/302, Marathon Innova,
Opp. Peninsula Corporate Park
Off. Ganpatrao Kadam Marg
Lower Parel(W), Mumbai-400013
Board No. : 91 22 6723 8000/8001
Fax. : 022 6723 8010